

# NCGR Education Program

## “Toward Mastery & Certification”

### Level-I Online Course

The NCGR Education Program is geared towards the NCGR-PAA Certification Program, following the topics as listed in the NCGR-PAA Study Guide.

The NCGR-PAA Study Guide is available at: <http://www.astrologersalliance.org>

**COURSE TITLE:**    **Level-I: Astronomy, Natal Chart Calculation,  
Foundations & Basic Delineation**

**TEACHER:**         Meira Epstein, C.A., NCGR-PAA, <http://bear-star.com>

**CONTACT:**         [meirabe01@gmail.com](mailto:meirabe01@gmail.com)

**PRICE:**             **\$645**, paid to NCGR, at registration – [www.geocosmic.org](http://www.geocosmic.org)

**For Curriculum and Technical Details: See below**

#### SCHEDULE

Total of 14 weekly sessions. Each session is 1.5 hr. Sessions are recorded audio-video.

**Start Date: Monday, September 27, 2021. 7:00 - 8:30 PM, US Eastern Time**

**NOTE: If you happen to miss a class you will get a copy of the recorded session.**

Level-I	DATES - Mondays		Time	
class-1	START	Monday, Sep 27, 2021	7:00 PM EDT	✓
class-2		Monday, Oct 4, 2021	7:00 PM EDT	
class-3		Monday, Oct 11, 2021	7:00 PM EDT	
class-4		Monday, Oct 18, 2021	7:00 PM EDT	
class-5		Monday, Oct 25, 2021	7:00 PM EDT	
class-6		Monday, Nov 1, 2021	7:00 PM EDT	
class-7		Monday, Nov 8, 2021	7:00 PM EST	
class-8		Monday, Nov 15, 2021	7:00 PM EST	
class-9		Monday, Nov 22, 2021	7:00 PM EST	
class-10		Monday, Nov 29, 2021	7:00 PM EST	
class-11		Monday, Dec 6, 2021	7:00 PM EST	
class-12		Monday, Dec 13, 2021	7:00 PM EST	
class-13		Monday, Dec 20, 2021	7:00 PM EST	
class-14		Monday, Dec 27, 2021	7:00 PM EST	

## Online Webinar Technology

Online, live and interactive audio-visual classes, using Zoom webinar technology.

- Prior to each session the students receive a link to connect to the online session.
- The class sessions are recorded and students get a copy after each session.
- Students should use a headphone to prevent echo situation.

## Study

During the course, students receive instructions & reference material, as well as assignments. It is the students' responsibility to practice extensively on their own, in addition to class time, in order to ensure their success. See Curriculum Below.

### Before the Course Starts, Students Must Obtain:

**SEE HELPFUL IMAGES BELOW**

#### BOOKS & CALCULATOR

- 1) NCGR-PAA Study-Guide: <http://www.astrologersalliance.org/>
- 2) THE AMERICAN EPHEMERIS - **MIDNIGHT** - by Neil Michelsen.  
1900-2000 (**20<sup>th</sup> century**) -and- 2000-2050 (**21<sup>st</sup> century**)
- 3) TABLE OF HOUSES The Michelsen Book of Tables (**Placidus Houses**)  
<https://tinyurl.com/The-Michelsen-Book-of-Tables>
- 4) CALCULATOR *CASIO Scientific fx nnn series* (for sexagesimal calculations)  
<https://tinyurl.com/Casio-Calculator-FX-260>

#### 4) THE AMERICAN ATLAS - **OPTIONAL**

U.S Latitudes and Longitudes - Time Changes and Time Zones  
Compiled and Programmed by Thomas G. Shanks Published by Neil Michelsen

#### 5) THE INTERNATIONAL ATLAS - **OPTIONAL**

World Latitudes, Longitudes and Time Changes

#### ABOUT THE ATLAS - A NOTE TO STUDENTS & TEACHERS

It has become increasingly difficult to obtain these books (both new and used), and therefore, as of July 1, 2018 the NCGR-PAA board has decided to not require using them at the exams. Instead, the necessary data (Longitude, Latitude and Time Zone) per the specific charts calculations will be provided along with the exam forms.

Students may still choose to get these books for practice purpose. If a student taking the exam still wants to use the Atlases in the test that's OK, but it will not be necessary.

**NOTE:** This change does not eliminate the need for the student to know how to use the data in the calculation, as well as understand the dynamics of Geographical Coordinates & Time-Zones.


#### Suggested Online Sources for Teaching/Practice Purpose:

Time Zones: <https://www.timeanddate.com/time/zone/>

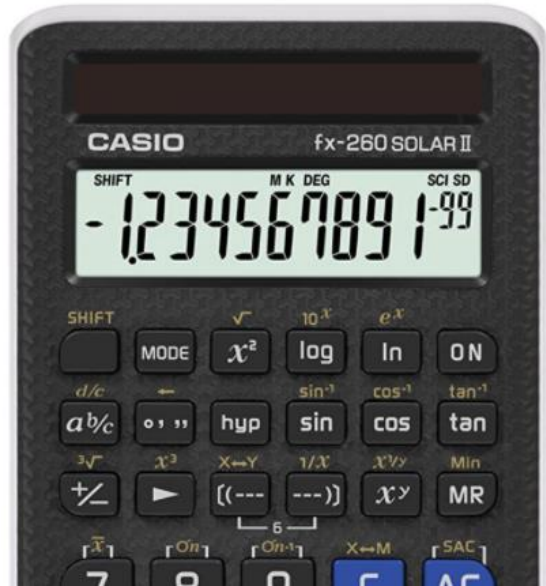
Geographical Coordinates: <https://www.latlong.net/>

# The Michelsen Book of Tables 2nd Edition

by Neil F. Michelsen (Author), Rique Pottenger (Editor)  
ISBN-13: 978-1934976128  
ISBN-10: 1934976121




# Casio Scientific Calculator Black, 3" W x 5" H, 2.25 (FX-260 SOLARII-S-IH)




# The New American Ephemeris for the 20th Century, 1900-2000 at Midnight Paperback

by Rique Pottenger (Author), Neil F. Michelsen (Author)




# The American Ephemeris for the 21st Century, 2000-2050 at Midnight Paperback

by Neil F. Michelsen (Author), Rique Pottenger (Author)



OR:



# CURRICULUM

**This Course is Divided into Three Sections:**

1. Astronomy-for-Astrologers
2. Natal Chart Calculation
3. Review of Basic Concepts and Initial Chart Delineation

## 1. ASTRONOMY

Get a solid understanding of how the chart represents the dynamics of the celestial sphere at the moment of birth, per a specific location. This understanding also facilitates the process of chart calculation, as the steps become visual and logical, rather than memorized by rote.

**Topics Covered:**

The Solar System – Heliocentric vs. Geocentric

The Solar System – The Modern Planets

The Solar System – Tropical vs. Sidereal Zodiac

The Solar System – Sun & Earth: The Tropical Zodiac and the Seasons

The Equinox & Solstice points

Planetary Orbits & Cycles

Retrograde Motion – Inner vs. Outer Planets

The Diurnal Motion. Morning Star – Evening Star

The Lunar Nodes

Eclipses and Lunations

Anticia

Declination – the basics. Explaining Out-of-Bound. Parallels & Contra-Parallels

Great Circles

Geographical & Celestial Coordinate Systems

Where on Earth? - Local Meridian & Rational Horizon - MC & ASC

Time: GMT, Time Zones, East & West. Local Time, Standard Time & Daylight-Saving Time

Time: Local Sidereal Time

## 2. NATAL CHART CALCULATION

The Sexagesimal numbers system (degrees-minutes-seconds)

Using the Calculator for Sexagesimal Numbers

How the Table of Houses is constructed

What's in the Ephemeris

Calculation Step-1: Local Sidereal Time

Calculation Step-2: MC - the Table of Houses & Interpolation

Calculation Step-3: ASC & Intermediate House Cusps

Calculation Step-4: Planetary Positions

Calculation Step-5: Adjustment for Southern Charts

Review: Eastern-Western, Northern-Southern Charts

Review: Get Organized and Learn how to Spot and Avoid Potential Mistakes

Practice: Easy Memorizing of the Calculating Steps.

Practice: Calculate Charts for All Locations – East-West, North-South

### **3. FUNDAMENTALS & BASIC DELINEATION**

**PLEASE NOTE:** This section serves primarily as a review.  
It is assumed the student is already familiar with astrology basics.

**Houses: Significations & Classification**

**Houses: Hemispheres and their effects**

**Planets: Essential Attributes**

**Planets: Condition - Dignity-Debility**

**Planets: as House/Sign Rulers**

**Signs: Signification, Classification**

**Aspects: How to Identify them in the Chart**

**Aspects: Effects and Delineation**

**Interpretation: The Person and the Personality - Integrating the ASC, Sun & Moon**